



UNIT 1

PRACTICE TEST

Name

1 Collega le parole ai disegni giusti.



trousers



shirt



jacket



trainers



tracksuit



shoes

hat

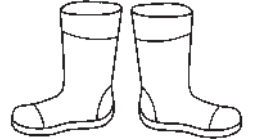
jeans

boots

jumper

gloves

socks



2 Osserva i disegni e completa le frasi con **is** oppure **isn't**.

- 1 He wearing boots.
- 2 She wearing shoes.
- 3 He wearing a tracksuit.
- 4 She wearing gloves.
- 5 He wearing trousers.

Sally



Mark



3 Osserva gli indumenti di Mark e Sally, leggi le frasi e cerchia **True** oppure **False**.

- | | | |
|-----------------------------|------|-------|
| 1 It's Mark's jumper. | True | False |
| 2 They're Sally's trainers. | True | False |
| 3 It's Mark's jacket. | True | False |
| 4 They're Sally's trousers. | True | False |




UNIT 1

PRACTICE TEST

Name

4 Osserva la famiglia di Tom, leggi le frasi e cerchia le parole giuste.



- 1 Tom's mother / grandfather is wearing a T-shirt.
- 2 Tom's sister / mother is wearing shorts.
- 3 Tom's grandmother / sister is wearing trousers.
- 4 Tom's grandmother / grandfather is wearing a dress.
- 5 Tom's sister / grandfather is wearing a jumper.

5 Osserva i disegni, leggi e cerchia le risposte giuste.



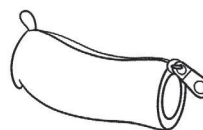
Jane



Ben



Kelly



Susan



Bill

- 1 Whose ruler is this? It's Ben's / Jane's ruler.
- 2 Whose books are these? They're Kelly's / Bill's books.
- 3 Whose schoolbag is this? It's Susan's / Jane's schoolbag.
- 4 Whose pencil case is this? It's Ben's / Susan's pencil case.
- 5 Whose exercise books are these? They're Bill's / Kelly's exercise books.

6 Ascolta e collega i bambini agli indumenti.



Susan



Sam



Tom



Sarah



Brenda



Ho trovato gli esercizi:

facili

difficili

Ho bisogno di ripassare:

sì

no



UNIT 2

PRACTICE TEST

Name

1 Segna con un ✓ le parole giuste e con una X quelle sbagliate.



August



March




June



January



October



December



April



February

2 Completa con **before** oppure **after**.

- 1 March is April.
- 2 December is November.
- 3 June is May.
- 4 October is September.
- 5 May is April.
- 6 August is July.

3 Abbina le parole ai disegni.

spring

summer

autumn

winter





UNIT 2

PRACTICE TEST


Name

4 Completa le frasi con in oppure on.

- 1 The football match is Friday.
- 2 Tina's birthday is spring.
- 3 The party is 4th October.
- 4 October is autumn.
- 5 December is winter.
- 6 The Geography test is Monday.



5 Leggi le domande e completa le risposte con in oppure on.



1 When is Christmas?

It's December.

It's 25th December.

2 When is your birthday?

It's summer.




It's July.

3 When is the English test?

It's Friday.

It's 12th May.

6 Ascolta e collega i disegni alle parole.



in October

on Saturday

on Friday

in December

Ho trovato gli esercizi:

Ho bisogno di ripassare:

facili

sì

difficili

no




UNIT 3

PRACTICE TEST

Name

1 Copia le frasi sotto i disegni giusti.

I get up. • I wash my face. • I get dressed. • I comb my hair. • I have breakfast. • I brush my teeth. • I pack my schoolbag. • I go to school.




.....

.....

.....

.....



.....

.....

.....

.....

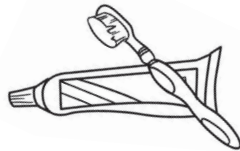
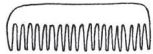
2 Leggi le frasi e collegale ai disegni giusti.

I brush my teeth.

I wash my face.

I comb my hair.

I have breakfast.



3 Riordina le parole per formulare delle frasi. Copia la frase giusta nel fumetto.

1 have / I / breakfast / always

.....

2 usually / go / I / school / to / bus / by

.....

3 I / comb / never / hair / my

.....

4 always / my / I / brush / teeth

.....

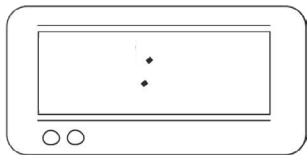


UNIT 3

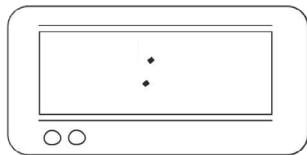
PRACTICE TEST

Name

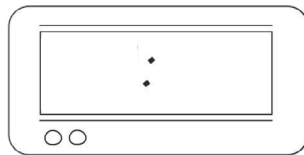
4 Leggi e scrivi l'ora sull'orologio.



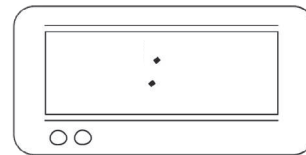
It's seven o'clock.



It's half past six.



It's a quarter past nine.



It's a quarter to ten.

5 Osserva il disegno e rispondi alle domande per la bambina.



- Do you have breakfast?
Yes, I do. No, I don't.
- Do you have breakfast with your father?
Yes, I do. No, I don't.
- Do you have breakfast at half past seven?
Yes, I do. No, I don't.

6 Ascolta Mark e cerchia l'ora giusta.



6:00

6:15




6:30

6:45



7:00

7:15



7:45

8:15



10:00



10:30

Ho trovato gli esercizi:

facili

difficili

Ho bisogno di ripassare:

si

no



UNIT 4

PRACTICE TEST

Name

1 Copia le frasi sotto i disegni giusti.

I have lunch. • I go home. • I do my homework. • I play with my friends. • I listen to music. • I have dinner. • I watch TV. • I go to bed.

10:00



8:30



3:30



7:00



2:00



6:30



5:00



12:00



2 Osserva i disegni, leggi quello che dice il bambino e segna con un ✓ soltanto le frasi vere.

- I have lunch at twelve o'clock.
- I go home at half past two.
- I do my homework in the afternoon.
- I play ball with my friends.
- I listen to music in living room.
- I watch TV with my mother and father.



UNIT 4

PRACTICE TEST

Name

3 Segna con un ✓ le frasi giuste per te.

- | | |
|---|---|
| <input type="checkbox"/> I brush my teeth. | <input type="checkbox"/> I don't brush my teeth. |
| <input type="checkbox"/> I go to school by bus. | <input type="checkbox"/> I don't go to school by bus. |
| <input type="checkbox"/> I play the guitar. | <input type="checkbox"/> I don't play the guitar. |

4 Riordina le parole per formulare delle domande. Abbinale alle risposte.

1 do / What / you / time / lunch / have

.....

I go home at half past two.

2 you / time / do / What / home / go

.....


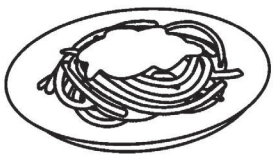
I go to bed at ten o'clock.

3 bed / to / time / What / do / you / go

.....

I have lunch at a quarter past twelve.

5 Ascolta Sandra e abbinale le illustrazioni all'ora giusta.



7:00

1:30

4:30

8:30

9:30

Ho trovato gli esercizi:

facili

difficili

Ho bisogno di ripassare:

si

no

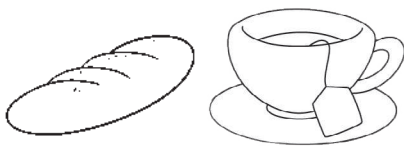


UNIT 5

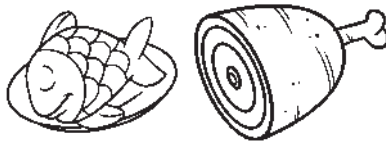
PRACTICE TEST

Name

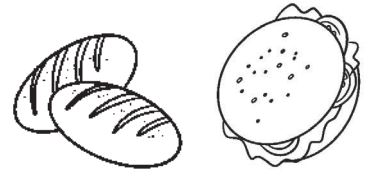
1 Leggi e colora il disegno giusto.



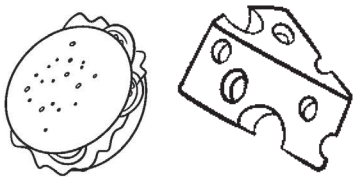
bread




ham



sandwich



cheese



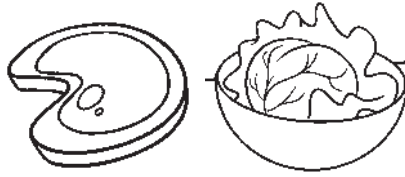
rice



fruit




vegetables



meat

2 Completa i fumetti con like oppure don't like.



3 Completa le frasi con have oppure have got.

- 1 We always milk and biscuits for breakfast.
- 2 I short brown hair.
- 3 I usually pasta for lunch.
- 4 I a cat and a dog.
- 5 We lunch at school.



UNIT 5

PRACTICE TEST

Name

4 Segna con un ✓ le frasi giuste per te.

- I have a sandwich for lunch.
- I have rice for dinner.
- I don't have a sandwich for lunch.
- I don't have rice for dinner.

5 Riordina le parole per formulare delle domande. Abbinale alle risposte.

1 do / What / you / for / lunch / have?

.....

Yes, I do.

2 you / like / some / Would / juice ?

.....

I always have milk and cereal.

3 breakfast / for / What / do / have / you?

.....


I usually have meat and vegetables.

4 like / Do / you / meat?

.....

Yes, please.

6 Ascolta e collega il cibo alle persone.



- Dean
- Brenda
- Sue
- Peter
- Tony

Ho trovato gli esercizi: facili difficili
 Ho bisogno di ripassare: si no



UNIT 6

PRACTICE TEST

Name


1 Cerchia le parole giuste.




Science Art



Maths Geography



English Italian



IT History



P.E. IT

$$2+4=6$$

Music Maths

2 Osserva i simboli delle materie e completa le frasi con like oppure don't like e la materia in modo che sia vero per te.



1

$$2+4=6$$

2



3



4



5

- 1 I 3 I 5 I
- 2 I 4 I

3 Completa le frasi con la corretta forma del verbo tra parentesi.

- 1 I like cartoons. (watch)
- 2 I like English. (study)
- 3 I like pizza. (eat)
- 4 I like tennis. (play)



UNIT 6

PRACTICE TEST



Name

4 Completa le frasi con **on** oppure **at**.

- 1 The History lesson is Friday.
- 2 The party is nine o'clock.
- 3 The football match is a quarter to nine.
- 4 The concert is Saturday.

5 Osserva, leggi le domande e cerchia le risposte giuste.

$$2+4=6$$



Monday
8:30

Friday
9:15

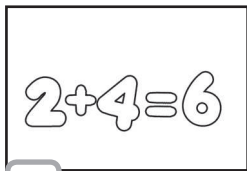
Thursday
10:00

Tuesday
11:45

Wednesday
11:30

- 1 When is the History lesson? It's on Thursday / Friday.
- 2 When is the Science lesson? It's at half past eleven / half past eight.
- 3 When is the English lesson? It's on Tuesday / Thursday.


6 Ascolta e collega la materia al giorno e all'ora.



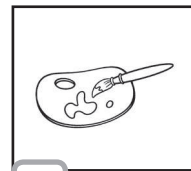
1




2



3



4



5

Monday

Tuesday

Wednesday

Thursday

Friday

11:30

8:45

9:30

10:45

10:00

Ho trovato gli esercizi:

facili

difficili

Ho bisogno di ripassare:

sì

no